



Camshelving® Premium Series

Stationary Starter & Add-On Units 4 or 5 Vented Shelves

HEIGHT	DEPTHS	LENGTHS	
1	3	8	
64"	18"	24"	48"
	21"	30"	54"
	24"	36"	60"
		42"	72"

- **Starter Units include:**
2 factory assembled post kits, 8 or 10 shelf traverses and shelf plates.
 - **Add-On Units include:**
1 factory assembled post kit, 8 or 10 shelf traverses and shelf plates.
- All units ship complete in 1 box, except 72" long units which ship in kits (post kits are unassembled) due to overall unit weight.



Features & Benefits

- Designed for use in high-volume operations with constant loading of heavy products and frequent daily deliveries.
- Use in walk-in coolers, freezers, dry storage, warewashing areas, loading docks or front of the house. Withstands storage temperatures -36° to 190°F (-38° to 88°C). Impervious to moisture, chemicals, salt, food acids and humidity.
- Posts and traverses have a steel core and smooth polypropylene exterior for superior strength and durability. Traverse dovetails are molded into posts.
- Smooth polypropylene shelf plates contain Camguard, an antimicrobial technology that inhibits the growth of mold, fungus and bacteria that may cause odors, stains and product degradation.
- Shelving Units interconnect in straight lines with shared posts. Uniquely engineered Post Connectors offer exceptional cross stabilization. Weight bearing is uncompromised and space is maximized. No add-on clips or "S" hooks required.
- Use corner connectors to add shelves in corners or to install intermediate shelves between 2 starter units. Unique patented design ensures maximum space utilization.
- Posts and traverses wipe clean. Traverses and shelf plates remove easily for cleaning.
- Shelf traverses can be removed and adjusted at 4" (10,2 cm) increments.
- Sturdy reinforced nylon foot adjusts easily to level units.
- Requires some assembly with minimal parts. Use a rubber mallet only.
- Lifetime warranty against rust and corrosion (posts, traverses and shelf plates).
- Available in 1 color – Speckled Gray (480).

Item No. _____

Quantity _____

AIA File / Spec No. _____

Job _____

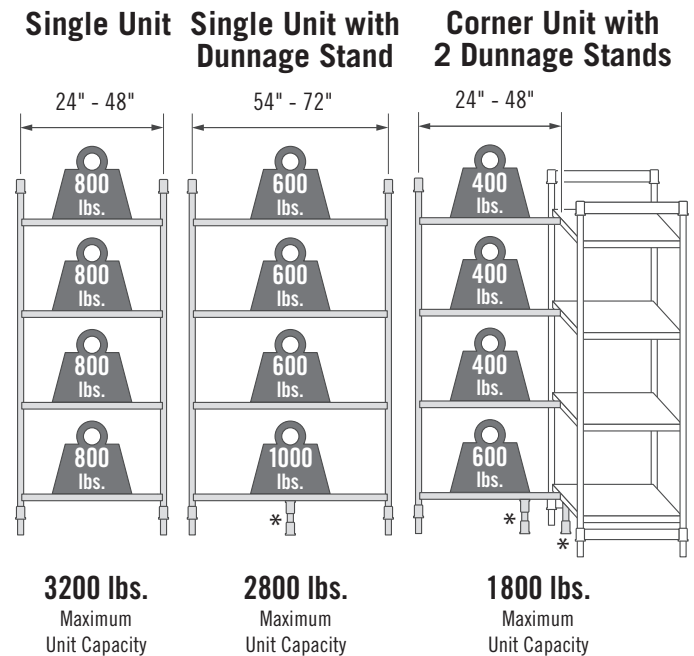


Stationary Starter Unit



Stationary Add-On Unit

4 Shelf Unit Weight Bearing Chart



* Dunnage Stands add stability and increase weight bearing capacity on bottom shelf only. Add to any shelf length. Highly recommended for Starter Units 54" and longer, all Corner Units, U-Shape Units and units specified for heavier loads.

Approvals



Post Connectors, Corner Connectors, Seismic Foot, Wall Fastener, Identification Tags, Security Cages, Tray Slide Rack, Shelf Rails, Divider Bars, High Density Track and Extension Kits are not NSF Listed.



Camshelving® Premium Series

Stationary Starter & Add-On Units 4 or 5 Vented Shelves

Item No. _____

Quantity _____

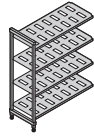
AIA File / Spec No. _____

Job _____

64"
HEIGHT

V4

4-Shelf Vented Units Starter Add-On



18"
DEPTH

LENGTH	CODE
24"	CPU182464V4
30"	CPU183064V4
36"	CPU183664V4
42"	CPU184264V4
48"	CPU184864V4
54"	CPU185464V4
60"	CPU186064V4
72"	CPU187264V4PKG

LENGTH	CODE
22½"	CPA182464V4
28½"	CPA183064V4
34½"	CPA183664V4
40½"	CPA184264V4
46½"	CPA184864V4
52½"	CPA185464V4
58½"	CPA186064V4
70½"	CPA187264V4PKG

21"
DEPTH

24"	CPU212464V4
30"	CPU213064V4
36"	CPU213664V4
42"	CPU214264V4
48"	CPU214864V4
54"	CPU215464V4
60"	CPU216064V4
72"	CPU217264V4PKG

22½"	CPA212464V4
28½"	CPA213064V4
34½"	CPA213664V4
40½"	CPA214264V4
46½"	CPA214864V4
52½"	CPA215464V4
58½"	CPA216064V4
70½"	CPA217264V4PKG

24"
DEPTH

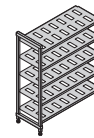
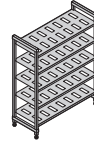
24"	CPU242464V4
30"	CPU243064V4
36"	CPU243664V4
42"	CPU244264V4
48"	CPU244864V4
54"	CPU245464V4
60"	CPU246064V4
72"	CPU247264V4PKG

22½"	CPA242464V4
28½"	CPA243064V4
34½"	CPA243664V4
40½"	CPA244264V4
46½"	CPA244864V4
52½"	CPA245464V4
58½"	CPA246064V4
70½"	CPA247264V4PKG

Color: Speckled Gray (480).

V5

5-Shelf Vented Units Starter Add-On



LENGTH	CODE
24"	CPU182464V5
30"	CPU183064V5
36"	CPU183664V5
42"	CPU184264V5
48"	CPU184864V5
54"	CPU185464V5
60"	CPU186064V5
72"	CPU187264V5PKG

LENGTH	CODE
22½"	CPA182464V5
28½"	CPA183064V5
34½"	CPA183664V5
40½"	CPA184264V5
46½"	CPA184864V5
52½"	CPA185464V5
58½"	CPA186064V5
70½"	CPA187264V5PKG

24"	CPU212464V5
30"	CPU213064V5
36"	CPU213664V5
42"	CPU214264V5
48"	CPU214864V5
54"	CPU215464V5
60"	CPU216064V5
72"	CPU217264V5PKG

22½"	CPA212464V5
28½"	CPA213064V5
34½"	CPA213664V5
40½"	CPA214264V5
46½"	CPA214864V5
52½"	CPA215464V5
58½"	CPA216064V5
70½"	CPA217264V5PKG

24"	CPU242464V5
30"	CPU243064V5
36"	CPU243664V5
42"	CPU244264V5
48"	CPU244864V5
54"	CPU245464V5
60"	CPU246064V5
72"	CPU247264V5PKG

22½"	CPA242464V5
28½"	CPA243064V5
34½"	CPA243664V5
40½"	CPA244264V5
46½"	CPA244864V5
52½"	CPA245464V5
58½"	CPA246064V5
70½"	CPA247264V5PKG

Optional Accessories

- Corner Connector Sets
- Bottom Shelf Dunnage Stands (Low or Tall)
- Shelf Identification Tags
- Wall Fastener
- Seismic Foot
- Shelf Divider Panel
- Shelf Divider Bars (Straight or Angled)
- Shelf Rails (Single or Double)
- Tray Sliding Rack
- Single Shelf Security Cage
- Full Wrap Security Cage
- Shelf Traverses (Single or Double)
- Drying and Storage Cradles

Architect Specs

Posts and Traverses: Internal steel core, reinforced polypropylene exterior.
Post Connectors: Reinforced polypropylene.
Shelf Plates: Reinforced polypropylene with Camguard™ antimicrobial.
Corner Connectors: Reinforced nylon.
Adjustable Foot: Reinforced nylon.

Approvals



Post Connectors, Corner Connectors, Seismic Foot, Wall Fastener, Identification Tags, Security Cages, Tray Slide Rack, Shelf Rails, Divider Bars, High Density Track and Extension Kits are not NSF Listed.

CAMBRO
TRUSTED FOR GENERATIONS™
www.cambro.com

Information and specifications are subject to change without notice. Please confirm at time of order.
© Cambro Manufacturing Company 5801 Skylab Road, Huntington Beach, California 92647-2056, U.S.A.
Telephone 714 848 1555 Toll Free 800 854 7631 Customer Service 800 833 3003 Email: customerservice@cambro.com
Printed in USA. REV. 08/16

PS1

D081602